

## ROOF SHAPES

Roofs are broken into two basic shape families: gabled and hipped.

### **Gabled**

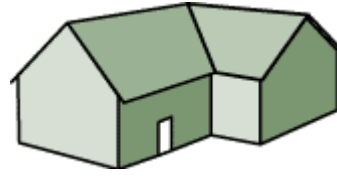
Gabled refers to the family of houses classified by the straight slope falling from ridge to eave, creating a peak or triangle on the side or front facade. Gabled houses have rakes on the gable facades and eaves on the non-gabled facades.



**Side-gabled**  
This style of home locates the front door on the non-gabled façade.



**Front-gabled**  
houses have the peak or gable facing the front.



**Cross-gabled**  
Houses have additional sections or wings crossing perpendicular to the main section, meeting in a valley, each with its own peaked or gabled façade.

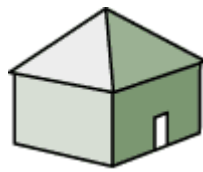
---

### **Hipped**

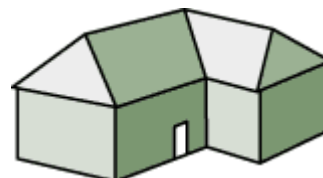
This family of houses avoids having a peak or triangle at the roof junction by breaking the roof plane along the slope line, allowing the roof to bend or wrap around the house. Hipped houses have an even roof to wall junction all the way around the house and eaves on all sides.



**Simple**  
A hipped roof where all four roof faces rise to a ridge across the top, often with broader faces across the front slope and narrower side sections.



**Pyramidal**  
A hipped roof where all four sides come to a point at the roof peak.



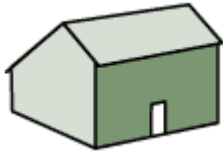
**Cross-hipped**  
A roof with multiple sections or wings that cross the main section, meeting in a valley, each with its own hipped profile.

**ADDITIONAL ROOF SHAPES**



**Gambrel**

A gabled roof that peaks at the ridgeline then falls away in a broad, low slope, breaks horizontally and changes to a steeper pitch. A gambrel roof has a broad upper story and side façade, and is often associated with barns.



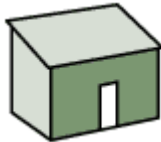
**Saltbox**

A gabled roof with asymmetrical roof faces. This asymmetry produces one facade that is two stories high dropping to a single story or story and one half on the opposite side of the building.



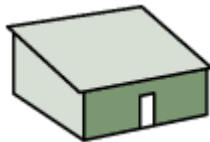
**Mansard**

A hipped roof with two distinct roof pitches, low-sloped from the flat top or ridgeline then breaking to a steep pitch above the wall junction.



**Shed**

A gabled roof with a single roof face falling away from the main building. Shed roofs are often used for porches, additions, and raised-roof sections.



**Flat**

Actually its own roof type, flat roofs have no slope and may terminate with or without eaves.